

Brilliant

# FURNITURE

---

## 2024/2025






LED ✓

3

1

1



1

## HENRIETTE

chrome/smoked glass  
metal/glass


<b>Art. No.</b>	G99856/93
<b>Measurements</b>	↓ 1.800mm ↔ - ↔ - Ø 550mm
<b>Bulb</b>	LED integr.
<b>Watt</b>	56W
<b>Lumen</b>	7400LM
<b>Kelvin</b>	3000K
<b>EEC</b>	E
<b>SC</b>	

LED ✓

3

1

1



1

## HENRIETTE

chrome/smoked glass  
metal/glass


<b>Art. No.</b>	G99853/93
<b>Measurements</b>	↓ 1.200mm ↔ 920mm ↔ 85mm ∅ -
<b>Bulb</b>	LED integr.
<b>Watt</b>	20W
<b>Lumen</b>	2100LM
<b>Kelvin</b>	3000K
<b>EEC</b>	F
<b>SC</b>	

LED ✓



1

1



1

## HENRIETTE

chrome/smoked glass  
metal/glass

<b>Art. No.</b>	G94639/93
<b>Measurements</b>	↓ 1.666mm ↔ - ↔ - ∅ 330mm
<b>Bulb</b>	LED integr.
<b>Watt</b>	20W
<b>Lumen</b>	2100LM
<b>Kelvin</b>	3000K
<b>EEC</b>	F
<b>SC</b>	



1

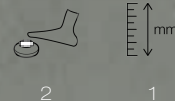
## RIFFELINI

anthracite/smoked glass  
metal/glass

<b>Art. No.</b>	60138/93
<b>Measurements</b>	$\updownarrow$ 1.500mm $\leftrightarrow$ 980mm $\leftrightarrow$ 180mm $\emptyset$ -
<b>Bulb</b>	A60, E27
<b>Watt</b>	3 x 60W
<b>Lumen</b>	-
<b>Kelvin</b>	-
<b>EEC</b>	-
<b>SC</b>	







1

## RIFFELINI

anthracite/smoked glass  
metal/glass

<b>Art. No.</b>	60139/93
<b>Measurements</b>	↓ 1.500mm ↔ - ↔ 480mm ∅
<b>Bulb</b>	A60, E27
<b>Watt</b>	3 x 60W
<b>Lumen</b>	-
<b>Kelvin</b>	-
<b>EEC</b>	-
<b>SC</b>	

2

## RIFFELINI

anthracite/smoked glass  
metal/glass

<b>Art. No.</b>	60136/93
<b>Measurements</b>	↓ 1.520mm ↔ 280mm ↔ 340mm ∅
<b>Bulb</b>	A60, E27
<b>Watt</b>	2 x 60W
<b>Lumen</b>	-
<b>Kelvin</b>	-
<b>EEC</b>	-
<b>SC</b>	





1

## RIFFELINI

anthracite/smoked glass  
glass/metal

<b>Art. No.</b>	60137/93
<b>Measurements</b>	↓ 200mm ↔ - ↔ - Ø 370mm
<b>Bulb</b>	A60, E27
<b>Watt</b>	3 x 60W
<b>Lumen</b>	-
<b>Kelvin</b>	-
<b>EEC</b>	-
<b>SC</b>	

2

## RIFFELINI

anthracite/smoked glass  
glass/metal

<b>Art. No.</b>	60135/93
<b>Measurements</b>	↓ 220mm ↔ - ↔ - Ø 140mm
<b>Bulb</b>	A60, E27
<b>Watt</b>	1 x 60W
<b>Lumen</b>	-
<b>Kelvin</b>	-
<b>EEC</b>	-
<b>SC</b>	



1

## GLASINI


black matt/smoked glass  
metal/glass

<b>Art. No.</b>	99214/06
<b>Measurements</b>	<p>↓ 1.990mm ↔ -</p> <p>↔ - Ø 520mm</p>
<b>Bulb</b>	C35, E14
<b>Watt</b>	14 x 25W
<b>Lumen</b>	-
<b>Kelvin</b>	-
<b>EEC</b>	-
<b>SC</b>	





1



1

## GLASINI

black matt/smoked glass  
metal/glass

<b>Art. No.</b>	99213/06
<b>Measurements</b>	↓ 1.990mm ↔ - ↔ - ∅ 320mm
<b>Bulb</b>	C35, E14
<b>Watt</b>	7 x 25W
<b>Lumen</b>	-
<b>Kelvin</b>	-
<b>EEC</b>	-
<b>SC</b>	



1

## GLASINI

black matt/smoked glass  
metal/glass

<b>Art. No.</b>	99212/06
<b>Measurements</b>	$\updownarrow$ 1.990mm $\leftrightarrow$ 800mm $\leftrightarrow$ 300mm $\emptyset$ -
<b>Bulb</b>	C35, E14
<b>Watt</b>	8 x 25W
<b>Lumen</b>	-
<b>Kelvin</b>	-
<b>EEC</b>	-
<b>SC</b>	



1-2



1

## GLASINI

black matt/smoked glass  
metal/glass

<b>Art. No.</b>	99210/06
<b>Measurements</b>	↓ 1.990mm ↔ 950mm ↔ 115mm ∅ -
<b>Bulb</b>	C35, E14
<b>Watt</b>	5 x 25W
<b>Lumen</b>	-
<b>Kelvin</b>	-
<b>EEC</b>	-
<b>SC</b>	

2

## GLASINI

black matt/smoked glass  
glass/metal

<b>Art. No.</b>	99209/06
<b>Measurements</b>	↓ 1.990mm ↔ - ↔ - ∅ 145mm
<b>Bulb</b>	C35, E14
<b>Watt</b>	1 x 25W
<b>Lumen</b>	-
<b>Kelvin</b>	-
<b>EEC</b>	-
<b>SC</b>	



1  
**GLASINI**  
black matt/smoked glass  
metal/glass

<b>Art. No.</b>	99208/06
<b>Measurements</b>	↓ 2.000mm ↔ 730mm ↔ 300mm ∅ -
<b>Bulb</b>	C35, E14
<b>Watt</b>	5 x 25W
<b>Lumen</b>	-
<b>Kelvin</b>	-
<b>EEC</b>	-
<b>SC</b>	

2  
**GLASINI**  
black matt/smoked glass  
metal/glass

<b>Art. No.</b>	99207/06
<b>Measurements</b>	↓ 495mm ↔ - ↔ - ∅ 120mm
<b>Bulb</b>	C35, E14
<b>Watt</b>	1 x 25W
<b>Lumen</b>	-
<b>Kelvin</b>	-
<b>EEC</b>	-
<b>SC</b>	





1-2



1

## BETH

coffee/smoked glass  
metal/glass

<b>Art. No.</b>	75573/20
<b>Measurements</b>	↓ 1.220mm ↔ 900mm ↔ 200mm ∅ -
<b>Bulb</b>	A60, E27
<b>Watt</b>	3 x 60W
<b>Lumen</b>	-
<b>Kelvin</b>	-
<b>EEC</b>	-
<b>SC</b>	

2

## BETH

coffee/smoked glass  
metal/glass

<b>Art. No.</b>	75570/20
<b>Measurements</b>	↓ 1.200mm ↔ - ↔ - ∅ 200mm
<b>Bulb</b>	A60, E27
<b>Watt</b>	1 x 60W
<b>Lumen</b>	-
<b>Kelvin</b>	-
<b>EEC</b>	-
<b>SC</b>	



2



3



1

## BETH

coffee/smoked glass  
glass/metal

<b>Art. No.</b>	75593/20
<b>Measurements</b>	↓ 215mm ↔ - ↔ - Ø 350mm
<b>Bulb</b>	A60, E27
<b>Watt</b>	3 x 60W
<b>Lumen</b>	-
<b>Kelvin</b>	-
<b>EEC</b>	-
<b>SC</b>	

2

## BETH

coffee/smoked glass  
glass/metal

<b>Art. No.</b>	75591/20
<b>Measurements</b>	↓ 215mm ↔ - ↔ - Ø 200mm
<b>Bulb</b>	A60, E27
<b>Watt</b>	1 x 60W
<b>Lumen</b>	-
<b>Kelvin</b>	-
<b>EEC</b>	-
<b>SC</b>	

3

## SIMONIS

coffee/smoked glass  
metal/glass

<b>Art. No.</b>	99601/93
<b>Measurements</b>	↓ 340mm ↔ 150mm ↔ 196mm Ø -
<b>Bulb</b>	A60, E27
<b>Watt</b>	1 x 52W
<b>Lumen</b>	-
<b>Kelvin</b>	-
<b>EEC</b>	-
<b>SC</b>	



2

1



1

## BETH

coffee/smoked glass  
glass/metal

<b>Art. No.</b>	75547/20
<b>Measurements</b>	↓ 260mm ↔ - ↔ - Ø 150mm
<b>Bulb</b>	A60, E27
<b>Watt</b>	1 x 60W
<b>Lumen</b>	-
<b>Kelvin</b>	-
<b>EEC</b>	-
<b>SC</b>	

2

## SIMONIS

coffee/smoked glass  
metal/glass

<b>Art. No.</b>	93168/93
<b>Measurements</b>	↓ 1.522mm ↔ - ↔ - Ø 460mm
<b>Bulb</b>	A60, E27
<b>Watt</b>	3 x 52W
<b>Lumen</b>	-
<b>Kelvin</b>	-
<b>EEC</b>	-
<b>SC</b>	



1

## ALIA

black/smoked glass  
metal/glass

<b>Art. No.</b>	99861/93
<b>Measurements</b>	↓ 200mm ↔ 110mm ---→ 150mm Ø -
<b>Bulb</b>	A60, E27
<b>Watt</b>	1 x 40W
<b>Lumen</b>	-
<b>Kelvin</b>	-
<b>EEC</b>	-
<b>SC</b>	

2

## ALIA

black/smoked glass  
metal/glass

<b>Art. No.</b>	99862/93
<b>Measurements</b>	↓ 235mm ↔ 300mm ---→ 145mm Ø -
<b>Bulb</b>	A60, E27
<b>Watt</b>	2 x 40W
<b>Lumen</b>	-
<b>Kelvin</b>	-
<b>EEC</b>	-
<b>SC</b>	

3

## ALIA

black/smoked glass  
metal/glass

<b>Art. No.</b>	99863/93
<b>Measurements</b>	↓ 235mm ↔ 745mm ---→ 145mm Ø -
<b>Bulb</b>	A60, E27
<b>Watt</b>	4 x 40W
<b>Lumen</b>	-
<b>Kelvin</b>	-
<b>EEC</b>	-
<b>SC</b>	



1



1

## KAIZEN

matt black/white  
metal/glass

<b>Art. No.</b>	60156/76
<b>Measurements</b>	↓ 1.500mm ↔ 1.250mm ↔ 475mm ∅ -
<b>Bulb</b>	A60, E27
<b>Watt</b>	5 x 40W
<b>Lumen</b>	-
<b>Kelvin</b>	-
<b>EEC</b>	-
<b>SC</b>	-



1



1

## KAIZEN


matt black/white  
metal/glass

<b>Art. No.</b>	60155/76
<b>Measurements</b>	↓ 1.760mm ↔ 1.050mm ↔ 250mm ∅ -
<b>Bulb</b>	A60, E27
<b>Watt</b>	3 x 40W
<b>Lumen</b>	-
<b>Kelvin</b>	-
<b>EEC</b>	-
<b>SC</b>	




1-2

1



2



1

### KAIZEN

matt black/white  
metal/glass

<b>Art. No.</b>	60154/76
<b>Measurements</b>	↓ 1.840mm ↔ - ↔ - Ø 350mm
<b>Bulb</b>	A60, E27
<b>Watt</b>	1 x 40W
<b>Lumen</b>	-
<b>Kelvin</b>	-
<b>EEC</b>	-
<b>SC</b>	

2

### KAIZEN

matt black/white  
metal/glass

<b>Art. No.</b>	60153/76
<b>Measurements</b>	↓ 1.760mm ↔ - ↔ - Ø 250mm
<b>Bulb</b>	A60, E27
<b>Watt</b>	1 x 40W
<b>Lumen</b>	-
<b>Kelvin</b>	-
<b>EEC</b>	-
<b>SC</b>	





3



2



1



3



2

1

## KAIZEN

matt black/white  
glass/metal

<b>Art. No.</b>	60152/76
<b>Measurements</b>	↓ 218mm ↔ - ↔ - Ø 250mm
<b>Bulb</b>	A60, E27
<b>Watt</b>	1 x 40W
<b>Lumen</b>	-
<b>Kelvin</b>	-
<b>EEC</b>	-
<b>SC</b>	

2

## KAIZEN

matt black/white  
glass/metal

<b>Art. No.</b>	60150/76
<b>Measurements</b>	↓ 245mm ↔ - ↔ - Ø 250mm
<b>Bulb</b>	A60, E27
<b>Watt</b>	1 x 40W
<b>Lumen</b>	-
<b>Kelvin</b>	-
<b>EEC</b>	-
<b>SC</b>	

3

## KAIZEN

matt black/white  
metal/glass

<b>Art. No.</b>	60151/76
<b>Measurements</b>	↓ 1.400mm ↔ - ↔ - Ø 350mm
<b>Bulb</b>	A60, E27
<b>Watt</b>	1 x 40W
<b>Lumen</b>	-
<b>Kelvin</b>	-
<b>EEC</b>	-
<b>SC</b>	



1



1

## KAIZEN

amber/black matt  
metal/glass

<b>Art. No.</b>	60156/86
<b>Measurements</b>	↓ 1.500mm ↔ 1.250mm ↔ 475mm ∅ -
<b>Bulb</b>	A60, E27
<b>Watt</b>	5 x 40W
<b>Lumen</b>	-
<b>Kelvin</b>	-
<b>EEC</b>	-
<b>SC</b>	-



1-2



2



1

## KAIZEN

amber/black matt  
metal/glass

<b>Art. No.</b>	80109/86
<b>Measurements</b>	↓ 1.760mm ↔ 1.050mm ↔ 250mm ∅ -
<b>Bulb</b>	A60, E27
<b>Watt</b>	3 x 40W
<b>Lumen</b>	-
<b>Kelvin</b>	-
<b>EEC</b>	-
<b>SC</b>	

2



## KAIZEN

amber/black matt  
metal/glass

<b>Art. No.</b>	80110/86
<b>Measurements</b>	↓ 1.760mm ↔ - ↔ - ∅ 400mm
<b>Bulb</b>	A60, E27
<b>Watt</b>	3 x 40W
<b>Lumen</b>	-
<b>Kelvin</b>	-
<b>EEC</b>	-
<b>SC</b>	



1-2



1

## KAIZEN

amber/black matt  
glass/metal

<b>Art. No.</b>	80108/86
<b>Measurements</b>	↓ 1.840mm ↔ - ↔ - ∅ 350mm
<b>Bulb</b>	A60, E27
<b>Watt</b>	1 x 40W
<b>Lumen</b>	-
<b>Kelvin</b>	-
<b>EEC</b>	-
<b>SC</b>	

2

## KAIZEN

amber/black matt  
glass/metal


<b>Art. No.</b>	80107/86
<b>Measurements</b>	↓ 1.760mm ↔ - ↔ - ∅ 250mm
<b>Bulb</b>	A60, E27
<b>Watt</b>	1 x 40W
<b>Lumen</b>	-
<b>Kelvin</b>	-
<b>EEC</b>	-
<b>SC</b>	



3



2



1

**KAIZEN**amber/black matt  
glass/metal

<b>Art. No.</b>	96940/86
<b>Measurements</b>	↓ 218mm ↔ - ↔ - Ø 250mm
<b>Bulb</b>	A60, E27
<b>Watt</b>	1 x 40W
<b>Lumen</b>	-
<b>Kelvin</b>	-
<b>EEC</b>	-
<b>SC</b>	

2

**KAIZEN**amber/black matt  
glass/metal

<b>Art. No.</b>	80105/86
<b>Measurements</b>	↓ 245mm ↔ - ↔ - Ø 250mm
<b>Bulb</b>	A60, E27
<b>Watt</b>	1 x 40W
<b>Lumen</b>	-
<b>Kelvin</b>	-
<b>EEC</b>	-
<b>SC</b>	

3

**KAIZEN**amber/black matt  
metal/glass

<b>Art. No.</b>	80106/86
<b>Measurements</b>	↓ 1.400mm ↔ - ↔ - Ø 350mm
<b>Bulb</b>	A60, E27
<b>Watt</b>	1 x 40W
<b>Lumen</b>	-
<b>Kelvin</b>	-
<b>EEC</b>	-
<b>SC</b>	



1

## TEDDY

 beige  
metal/textile

<b>Art. No.</b>	60164/09
<b>Measurements</b>	$\updownarrow$ 1.500mm $\leftrightarrow$ 940mm $\leftrightarrow$ 230mm $\emptyset$ -
<b>Bulb</b>	LED, E27
<b>Watt</b>	3 x 20W
<b>Lumen</b>	-
<b>Kelvin</b>	-
<b>EEC</b>	-
<b>SC</b>	

2

## TEDDY

 beige  
metal/textile

<b>Art. No.</b>	60163/09
<b>Measurements</b>	$\updownarrow$ 1.500mm $\leftrightarrow$ - $\leftrightarrow$ - $\emptyset$ 350mm
<b>Bulb</b>	LED, E27
<b>Watt</b>	1 x 20W
<b>Lumen</b>	-
<b>Kelvin</b>	-
<b>EEC</b>	-
<b>SC</b>	

1



2



1

## TEDDY

beige  
metal/textile

<b>Art. No.</b>	60162/09
<b>Measurements</b>	↓ 231mm ↔ - ↔ - Ø 450mm
<b>Bulb</b>	LED, E27
<b>Watt</b>	3 x 20W
<b>Lumen</b>	-
<b>Kelvin</b>	-
<b>EEC</b>	-
<b>SC</b>	

2

## TEDDY

beige  
metal/textile

<b>Art. No.</b>	60161/09
<b>Measurements</b>	↓ 241mm ↔ - ↔ - Ø 350mm
<b>Bulb</b>	LED, E27
<b>Watt</b>	2 x 20W
<b>Lumen</b>	-
<b>Kelvin</b>	-
<b>EEC</b>	-
<b>SC</b>	





1  
**TEDDY**

beige  
metal/textile

<b>Art. No.</b>	60160/09
<b>Measurements</b>	↓ 300mm ↔ - ↔ - Ø 230mm
<b>Bulb</b>	LED, E27
<b>Watt</b>	1 x 20W
<b>Lumen</b>	-
<b>Kelvin</b>	-
<b>EEC</b>	-
<b>SC</b>	

2  
**TEDDY**

grey  
metal/textile

<b>Art. No.</b>	60160/22
<b>Measurements</b>	↓ 300mm ↔ - ↔ - Ø 230mm
<b>Bulb</b>	LED, E27
<b>Watt</b>	1 x 20W
<b>Lumen</b>	-
<b>Kelvin</b>	-
<b>EEC</b>	-
<b>SC</b>	

3  
**TEDDY**


green  
metal/textile

<b>Art. No.</b>	60160/04
<b>Measurements</b>	↓ 300mm ↔ - ↔ - Ø 230mm
<b>Bulb</b>	LED, E27
<b>Watt</b>	1 x 20W
<b>Lumen</b>	-
<b>Kelvin</b>	-
<b>EEC</b>	-
<b>SC</b>	





1-2



1

## JANE

black/brown  
metal

<b>Art. No.</b>	70158/20
<b>Measurements</b>	↓ 1.500mm ↔ 125mm ↔ 1.020mm ∅ -
<b>Bulb</b>	LED, GU10
<b>Watt</b>	5 x 10W
<b>Lumen</b>	-
<b>Kelvin</b>	-
<b>EEC</b>	-
<b>SC</b>	

2

## JANE

black/brown  
metal

<b>Art. No.</b>	70157/20
<b>Measurements</b>	↓ 1.500mm ↔ - ↔ - ∅ 125mm
<b>Bulb</b>	LED, GU10
<b>Watt</b>	1 x 10W
<b>Lumen</b>	-
<b>Kelvin</b>	-
<b>EEC</b>	-
<b>SC</b>	



2



1

2

1



1

## JANE

black/brown  
metal

<b>Art. No.</b>	70155/20
<b>Measurements</b>	↓ 415mm ↔ 150mm ↔ 235mm ∅ -
<b>Bulb</b>	LED, GU10
<b>Watt</b>	1 x 10W
<b>Lumen</b>	-
<b>Kelvin</b>	-
<b>EEC</b>	-
<b>SC</b>	

2

## JANE

black/brown  
metal

<b>Art. No.</b>	70156/20
<b>Measurements</b>	↓ 1.450mm ↔ 220mm ↔ 250mm ∅ -
<b>Bulb</b>	LED, GU10
<b>Watt</b>	3 x 10W
<b>Lumen</b>	-
<b>Kelvin</b>	-
<b>EEC</b>	-
<b>SC</b>	

LED ✓



CCT



mm



1-2



1-2



1

**AURORA**aluminium brushed  
aluminium/acryl

<b>Art. No.</b>	G60171/94
<b>Measurements</b>	↓ 1.500mm ↔ - ↔ - Ø 500mm
<b>Bulb</b>	LED integr.
<b>Watt</b>	36W
<b>Lumen</b>	5200LM
<b>Kelvin</b>	3000-6500K
<b>EEC</b>	C
<b>SC</b>	

2

**AURORA**gold matt  
aluminium/acryl

<b>Art. No.</b>	G60171/18
<b>Measurements</b>	↓ 1.500mm ↔ - ↔ - Ø 500mm
<b>Bulb</b>	LED integr.
<b>Watt</b>	36W
<b>Lumen</b>	5200LM
<b>Kelvin</b>	3000-6500K
<b>EEC</b>	C
<b>SC</b>	

LED ✓

1-2



CCT

1-2



1-2



1-2



2



1

## AURORA

aluminium brushed  
aluminium/acryl

<b>Art. No.</b>	G60170/94
<b>Measurements</b>	↓ 155mm ↔ - ↔ - Ø 600mm
<b>Bulb</b>	LED integr.
<b>Watt</b>	38W
<b>Lumen</b>	5400LM
<b>Kelvin</b>	3000-6500K
<b>EEC</b>	D
<b>SC</b>	

2

## AURORA

gold matt  
aluminium/acryl

<b>Art. No.</b>	G60170/18
<b>Measurements</b>	↓ 155mm ↔ - ↔ - Ø 600mm
<b>Bulb</b>	LED integr.
<b>Watt</b>	38W
<b>Lumen</b>	5400LM
<b>Kelvin</b>	3000-6500K
<b>EEC</b>	D
<b>SC</b>	



LED ✓

CCT

✓

✓

1

1

1

1



1

## MERIDA

black/gold  
aluminium/acryl

<b>Art. No.</b>	G80865/86
<b>Measurements</b>	↓ 360mm ↔ 420mm ↔ 400mm ∅ -
<b>Bulb</b>	LED integr.
<b>Watt</b>	23.5W
<b>Lumen</b>	3100LM
<b>Kelvin</b>	3000-6500K
<b>EEC</b>	D
<b>SC</b>	








LED ✓



1

1



1

## MARTY

black  
aluminium


<b>Art. No.</b>	G80052/76
<b>Measurements</b>	↓ 1.500mm ↔ 920mm ↔ 100mm ∅ -
<b>Bulb</b>	LED, GU10
<b>Watt</b>	4 x 5W
<b>Lumen</b>	4 x 350LM
<b>Kelvin</b>	3000K
<b>EEC</b>	G
<b>SC</b>	

LED ✓

1-2

1-2

mm



1  
**MARTY**

black  
aluminium

<b>Art. No.</b>	G80051/76
<b>Measurements</b>	↓ 1.500mm ↔ - ↔ - ∅ 300mm
<b>Bulb</b>	LED, GU10
<b>Watt</b>	3 x 5W
<b>Lumen</b>	3 x 350LM
<b>Kelvin</b>	3000K
<b>EEC</b>	G
<b>SC</b>	

2  
**MARTY**

black  
aluminium

<b>Art. No.</b>	G80050/76
<b>Measurements</b>	↓ 1.320mm ↔ - ↔ - ∅ 125mm
<b>Bulb</b>	LED, GU10
<b>Watt</b>	1 x 5W
<b>Lumen</b>	1 x 350LM
<b>Kelvin</b>	3000K
<b>EEC</b>	G
<b>SC</b>	

LED ✓



1

1



1

## MARTY

black/matt gold  
aluminium


<b>Art. No.</b>	G80052/86
<b>Measurements</b>	↓ 1.500mm ↔ 920mm ↔ 100mm ∅ -
<b>Bulb</b>	LED, GU10
<b>Watt</b>	4 x 5W
<b>Lumen</b>	4 x 350LM
<b>Kelvin</b>	3000K
<b>EEC</b>	G
<b>SC</b>	

LED ✓

1-2

1-2

mm



1  
**MARTY**

black/matt gold  
aluminium

<b>Art. No.</b>	G80051/86
<b>Measurements</b>	↓ 1.500mm ↔ - ↔ - Ø 300mm
<b>Bulb</b>	LED, GU10
<b>Watt</b>	3 x 5W
<b>Lumen</b>	3 x 350LM
<b>Kelvin</b>	3000K
<b>EEC</b>	G
<b>SC</b>	

2  
**MARTY**

black/matt gold  
aluminium

<b>Art. No.</b>	G80050/86
<b>Measurements</b>	↓ 1.320mm ↔ - ↔ - Ø 125mm
<b>Bulb</b>	LED, GU10
<b>Watt</b>	1 x 5W
<b>Lumen</b>	1 x 350LM
<b>Kelvin</b>	3000K
<b>EEC</b>	G
<b>SC</b>	

LED ✓



1-2

1-2



1

**MARTY**black  
aluminium

<b>Art. No.</b>	G80053/76
<b>Measurements</b>	↓ 395mm ↔ 150mm ↔ 210mm ∅ -
<b>Bulb</b>	LED, GU10
<b>Watt</b>	1 x 5W
<b>Lumen</b>	1 x 350LM
<b>Kelvin</b>	3000K
<b>EEC</b>	G
<b>SC</b>	

2

**MARTY**black/matt gold  
aluminium

<b>Art. No.</b>	G80053/86
<b>Measurements</b>	↓ 395mm ↔ 150mm ↔ 210mm ∅ -
<b>Bulb</b>	LED, GU10
<b>Watt</b>	1 x 5W
<b>Lumen</b>	1 x 350LM
<b>Kelvin</b>	3000K
<b>EEC</b>	G
<b>SC</b>	

LED<sup>✓</sup>

1-2

1-2



1

**MARTY**black  
aluminium

<b>Art. No.</b>	G80054/76
<b>Measurements</b>	↓ 1.300mm ↔ 220mm ↔ 240mm ∅ -
<b>Bulb</b>	LED, GU10
<b>Watt</b>	1 x 5W
<b>Lumen</b>	1 x 350LM
<b>Kelvin</b>	3000K
<b>EEC</b>	G
<b>SC</b>	

2

**MARTY**black/matt gold  
aluminium

<b>Art. No.</b>	G80054/86
<b>Measurements</b>	↓ 1.300mm ↔ 220mm ↔ 240mm ∅ -
<b>Bulb</b>	LED, GU10
<b>Watt</b>	1 x 5W
<b>Lumen</b>	1 x 350LM
<b>Kelvin</b>	3000K
<b>EEC</b>	G
<b>SC</b>	



1

**MARTY**black  
aluminium

<b>Art. No.</b>	G80055/76
<b>Measurements</b>	↓ 100mm ↔ - ↔ - Ø 105mm
<b>Bulb</b>	LED, GU10
<b>Watt</b>	1 x 5W
<b>Lumen</b>	1 x 350LM
<b>Kelvin</b>	3000K
<b>EEC</b>	G
<b>SC</b>	

2

**MARTY**gold matt  
aluminium


<b>Art. No.</b>	G80055/86
<b>Measurements</b>	↓ 100mm ↔ - ↔ - Ø 105mm
<b>Bulb</b>	LED, GU10
<b>Watt</b>	1 x 5W
<b>Lumen</b>	1 x 350LM
<b>Kelvin</b>	3000K
<b>EEC</b>	G
<b>SC</b>	



**LED** ✓

3-4

1-4

**1  
MARTY**black  
aluminium

<b>Art. No.</b>	G99205/76
<b>Measurements</b>	↓ 90mm ↔ - ↔ - Ø 65mm
<b>Bulb</b>	LED, GU10
<b>Watt</b>	1 x 5W
<b>Lumen</b>	1 x 350LM
<b>Kelvin</b>	3000K
<b>EEC</b>	G
<b>SC</b>	

**2  
MARTY**gold matt  
aluminium

<b>Art. No.</b>	G99205/86
<b>Measurements</b>	↓ 90mm ↔ - ↔ - Ø 65mm
<b>Bulb</b>	LED, GU10
<b>Watt</b>	1 x 5W
<b>Lumen</b>	1 x 350LM
<b>Kelvin</b>	3000K
<b>EEC</b>	G
<b>SC</b>	

**3  
MARTY**black  
aluminium

<b>Art. No.</b>	G99206/76
<b>Measurements</b>	↓ 155mm ↔ - ↔ - Ø 65mm
<b>Bulb</b>	LED, GU10
<b>Watt</b>	2 x 5W
<b>Lumen</b>	2 x 350LM
<b>Kelvin</b>	3000K
<b>EEC</b>	G
<b>SC</b>	

**4  
MARTY**gold matt  
aluminium

<b>Art. No.</b>	G99206/86
<b>Measurements</b>	↓ 155mm ↔ - ↔ - Ø 65mm
<b>Bulb</b>	LED, GU10
<b>Watt</b>	2 x 5W
<b>Lumen</b>	2 x 350LM
<b>Kelvin</b>	3000K
<b>EEC</b>	G
<b>SC</b>	



## 1 MARTY

black  
aluminium

<b>Art. No.</b>	G99201/76
<b>Measurements</b>	↓ 121mm ↔ 100mm ↔ 100mm ∅ -
<b>Bulb</b>	LED, GU10
<b>Watt</b>	1 x 5W
<b>Lumen</b>	1 x 350LM
<b>Kelvin</b>	3000K
<b>EEC</b>	G
<b>SC</b>	

## 2 MARTY

black  
aluminium

<b>Art. No.</b>	G99202/76
<b>Measurements</b>	↓ 121mm ↔ 310mm ↔ 90mm ∅ -
<b>Bulb</b>	LED, GU10
<b>Watt</b>	2 x 5W
<b>Lumen</b>	2 x 350LM
<b>Kelvin</b>	3000K
<b>EEC</b>	G
<b>SC</b>	

## 3 MARTY

black  
aluminium

<b>Art. No.</b>	G99203/76
<b>Measurements</b>	↓ 121mm ↔ 530mm ↔ 90mm ∅ -
<b>Bulb</b>	LED, GU10
<b>Watt</b>	3 x 5W
<b>Lumen</b>	3 x 350LM
<b>Kelvin</b>	3000K
<b>EEC</b>	G
<b>SC</b>	

## 4 MARTY

black  
aluminium

<b>Art. No.</b>	G99204/76
<b>Measurements</b>	↓ 121mm ↔ 220mm ↔ 220mm ∅ -
<b>Bulb</b>	LED, GU10
<b>Watt</b>	4 x 5W
<b>Lumen</b>	4 x 350LM
<b>Kelvin</b>	3000K
<b>EEC</b>	G
<b>SC</b>	



1  
**MARTY**  
black/matt gold  
aluminium

<b>Art. No.</b>	G99201/86
<b>Measurements</b>	↓ 121mm ↔ 100mm ↔ 100mm ∅ -
<b>Bulb</b>	LED, GU10
<b>Watt</b>	1 x 5W
<b>Lumen</b>	1 x 350LM
<b>Kelvin</b>	3000K
<b>EEC</b>	G
<b>SC</b>	

2  
**MARTY**  
black/matt gold  
aluminium

<b>Art. No.</b>	G99202/86
<b>Measurements</b>	↓ 121mm ↔ 310mm ↔ 90mm ∅ -
<b>Bulb</b>	LED, GU10
<b>Watt</b>	2 x 5W
<b>Lumen</b>	2 x 350LM
<b>Kelvin</b>	3000K
<b>EEC</b>	G
<b>SC</b>	

3  
**MARTY**  
black/matt gold  
aluminium

<b>Art. No.</b>	G99203/86
<b>Measurements</b>	↓ 121mm ↔ 530mm ↔ 90mm ∅ -
<b>Bulb</b>	LED, GU10
<b>Watt</b>	3 x 5W
<b>Lumen</b>	3 x 350LM
<b>Kelvin</b>	3000K
<b>EEC</b>	G
<b>SC</b>	

4  
**MARTY**  
black/matt gold  
aluminium

<b>Art. No.</b>	G99204/86
<b>Measurements</b>	↓ 121mm ↔ 220mm ↔ 220mm ∅ -
<b>Bulb</b>	LED, GU10
<b>Watt</b>	4 x 5W
<b>Lumen</b>	4 x 350LM
<b>Kelvin</b>	3000K
<b>EEC</b>	G
<b>SC</b>	

LED ✓



1

1



1

## CEMBALO

aluminium/black/brown/coffee  
metal/acryl

<b>Art. No.</b>	G99166/20
<b>Measurements</b>	↓ 2.500mm ↔ - ↔ - ∅ 1.000mm
<b>Bulb</b>	LED integr.
<b>Watt</b>	145W
<b>Lumen</b>	16000LM
<b>Kelvin</b>	3000K
<b>EEC</b>	E
<b>SC</b>	

LED ✓

3

1

1

1



1

## CEMBALO

aluminium/black/brown/coffee  
metal/acryl

<b>Art. No.</b>	G93730/20
<b>Measurements</b>	<div style="display: flex; align-items: center;"> <div style="margin-right: 10px;">↕ 1.800mm ↔</div> <div style="margin-right: 10px;">-</div> </div> <div style="display: flex; align-items: center;"> <div style="margin-right: 10px;">↔</div> <div style="margin-right: 10px;">-</div> <div style="margin-right: 10px;">∅</div> <div>553mm</div> </div>
<b>Bulb</b>	LED integr.
<b>Watt</b>	70W
<b>Lumen</b>	7000LM
<b>Kelvin</b>	3000K
<b>EEC</b>	F
<b>SC</b>	

LED ✓

3

1-2

1-2



1

**CEMBALO**aluminium/black/brown/coffee  
metal/acryl

<b>Art. No.</b>	G93764/20
<b>Measurements</b>	↓ 1.800mm ↔ 700mm ↔ 300mm ∅ -
<b>Bulb</b>	LED integr.
<b>Watt</b>	60W
<b>Lumen</b>	6200LM
<b>Kelvin</b>	3000K
<b>EEC</b>	E
<b>SC</b>	

2

**CEMBALO**aluminium/black/brown/coffee  
metal/acryl

<b>Art. No.</b>	G93763/20
<b>Measurements</b>	↓ 1.800mm ↔ 400mm ↔ 250mm ∅ -
<b>Bulb</b>	LED integr.
<b>Watt</b>	32W
<b>Lumen</b>	3500LM
<b>Kelvin</b>	3000K
<b>EEC</b>	F
<b>SC</b>	

LED ✓

3

1

1



1

## CEMBALO

aluminium/black/coffee  
metal/acryl

<b>Art. No.</b>	G93762/21
<b>Measurements</b>	↓ 1.200mm ↔ 890mm ↔ 85mm ∅ -
<b>Bulb</b>	LED integr.
<b>Watt</b>	20W
<b>Lumen</b>	2600LM
<b>Kelvin</b>	3000K
<b>EEC</b>	E
<b>SC</b>	



LED ✓

3

1-4

1-4



1  
**CEMBALO**  
aluminium/black/brown/coffee  
metal/acryl

<b>Art. No.</b>	G93769/20
<b>Measurements</b>	↓ 210mm ↔ 500mm ↔ 350mm ∅ -
<b>Bulb</b>	LED integr.
<b>Watt</b>	48W
<b>Lumen</b>	5800LM
<b>Kelvin</b>	3000K
<b>EEC</b>	E
<b>SC</b>	

2  
**CEMBALO**  
aluminium/black/brown/coffee  
metal/acryl

<b>Art. No.</b>	G93767/20
<b>Measurements</b>	↓ 215mm ↔ - ↔ - ∅ 505mm
<b>Bulb</b>	LED integr.
<b>Watt</b>	48W
<b>Lumen</b>	5400LM
<b>Kelvin</b>	3000K
<b>EEC</b>	E
<b>SC</b>	

3  
**CEMBALO**  
aluminium/black/brown/coffee  
metal/acryl

<b>Art. No.</b>	G93766/21
<b>Measurements</b>	↓ 215mm ↔ - ↔ - ∅ 400mm
<b>Bulb</b>	LED integr.
<b>Watt</b>	38W
<b>Lumen</b>	3900LM
<b>Kelvin</b>	3000K
<b>EEC</b>	F
<b>SC</b>	

4  
**CEMBALO**  
aluminium/black/brown/coffee  
metal/acryl

<b>Art. No.</b>	G93765/20
<b>Measurements</b>	↓ 215mm ↔ - ↔ - ∅ 300mm
<b>Bulb</b>	LED integr.
<b>Watt</b>	30W
<b>Lumen</b>	2900LM
<b>Kelvin</b>	3000K
<b>EEC</b>	F
<b>SC</b>	



LED ✓



1-2

2

1

1



2



1

**CEMBALO**aluminium/black/coffee  
metal/acryl

<b>Art. No.</b>	G93770/21
<b>Measurements</b>	↓ 470mm ↔ - ↔ - Ø 175mm
<b>Bulb</b>	LED integr.
<b>Watt</b>	14W
<b>Lumen</b>	1300LM
<b>Kelvin</b>	3000K
<b>EEC</b>	E
<b>SC</b>	

2

**CEMBALO**aluminium/black/brown/coffee  
metal/acryl

<b>Art. No.</b>	G93771/21
<b>Measurements</b>	↓ 1.553m ↔ - ↔ - Ø 275mm
<b>Bulb</b>	LED integr.
<b>Watt</b>	22W
<b>Lumen</b>	2200LM
<b>Kelvin</b>	3000K
<b>EEC</b>	F
<b>SC</b>	



1-2

LED ✓

1-2



CCT


1-2



1-2



1-2



1

## BARDEN

white/black  
metal/plastic

<b>Art. No.</b>	G99579/75
<b>Measurements</b>	↓ 70mm ↔ 900mm ↔ 600mm ∅
<b>Bulb</b>	LED integr.
<b>Watt</b>	57.1W
<b>Lumen</b>	7100LM
<b>Kelvin</b>	3000-6800K
<b>EEC</b>	E
<b>SC</b>	

2

## DALIDA

black  
metal/plastic

<b>Art. No.</b>	G99581/06
<b>Measurements</b>	↓ 140mm ↔ 660mm ↔ 452mm ∅
<b>Bulb</b>	LED integr.
<b>Watt</b>	54W
<b>Lumen</b>	7600LM
<b>Kelvin</b>	3000-6500K
<b>EEC</b>	D
<b>SC</b>	



1-2

LED ✓

1-2



1-2



1-2



1-2



1-2



1

## FURTADO

white/black  
metal/plastic

<b>Art. No.</b>	G99583/75
<b>Measurements</b>	↓ 60mm ↔ - ↔ 495mm ∅
<b>Bulb</b>	LED integr.
<b>Watt</b>	47W
<b>Lumen</b>	6400LM
<b>Kelvin</b>	3000-6500K
<b>EEC</b>	D
<b>SC</b>	

2

## FURTADO

white/black  
metal/plastic

<b>Art. No.</b>	G99584/75
<b>Measurements</b>	↓ 70mm ↔ 495mm ↔ 495mm ∅
<b>Bulb</b>	LED integr.
<b>Watt</b>	46W
<b>Lumen</b>	6800LM
<b>Kelvin</b>	3000-6500K
<b>EEC</b>	D
<b>SC</b>	




LED ✓



1-3

1-3

1-3



1

## HOWLE

aluminium/black  
aluminium

<b>Art. No.</b>	G99585/76
<b>Measurements</b>	↓ 96mm ↔ 150mm ↔ 117mm Ø -
<b>Bulb</b>	LED integr.
<b>Watt</b>	8W
<b>Lumen</b>	670LM
<b>Kelvin</b>	3000K
<b>EEC</b>	F
<b>SC</b>	

2

## HOWLE

aluminium/black  
aluminium

<b>Art. No.</b>	G99586/76
<b>Measurements</b>	↓ 96mm ↔ 270mm ↔ 117mm Ø -
<b>Bulb</b>	LED integr.
<b>Watt</b>	14W
<b>Lumen</b>	1400LM
<b>Kelvin</b>	3000K
<b>EEC</b>	F
<b>SC</b>	

3

## HOWLE

aluminium/black  
aluminium

<b>Art. No.</b>	G99587/76
<b>Measurements</b>	↓ 96mm ↔ 630mm ↔ 117mm Ø -
<b>Bulb</b>	LED integr.
<b>Watt</b>	27W
<b>Lumen</b>	2700LM
<b>Kelvin</b>	3000K
<b>EEC</b>	F
<b>SC</b>	



LED ✓




1

1

1

1



1

## CHEESY

matt black/wood  
metal/wood

<b>Art. No.</b>	G99938/76
<b>Measurements</b>	↓ 1.500mm ↔ 1.000mm ↔ 60mm ∅ -
<b>Bulb</b>	LED integr.
<b>Watt</b>	34W
<b>Lumen</b>	4100LM
<b>Kelvin</b>	3000K
<b>EEC</b>	E
<b>SC</b>	



LED ✓



1-2

1-2

1



1

**CHEESY**matt black/wood  
metal/wood

<b>Art. No.</b>	G99937/76
<b>Measurements</b>	↓ 102mm ↔ 550mm ↔ 346mm ∅ -
<b>Bulb</b>	LED integr.
<b>Watt</b>	28W
<b>Lumen</b>	3400LM
<b>Kelvin</b>	3000K
<b>EEC</b>	E
<b>SC</b>	

2

**CHEESY**matt black/wood  
metal/wood

<b>Art. No.</b>	G99936/76
<b>Measurements</b>	↓ 52mm ↔ 400mm ↔ 250mm ∅ -
<b>Bulb</b>	LED integr.
<b>Watt</b>	14W
<b>Lumen</b>	1400LM
<b>Kelvin</b>	3000K
<b>EEC</b>	E
<b>SC</b>	



LED ✓



1-2

1-2

2

1



1

**CHEESY**matt black/wood  
metal/wood

<b>Art. No.</b>	G99934/76
<b>Measurements</b>	↓ 504mm ↔ 250mm ↔ 120mm ∅ -
<b>Bulb</b>	LED integr.
<b>Watt</b>	12W
<b>Lumen</b>	1300LM
<b>Kelvin</b>	3000K
<b>EEC</b>	E
<b>SC</b>	

2

**CHEESY**matt black/wood  
metal/wood

<b>Art. No.</b>	G99935/76
<b>Measurements</b>	↓ 1.404mm ↔ 312mm ↔ 180mm ∅ -
<b>Bulb</b>	LED integr.
<b>Watt</b>	20W
<b>Lumen</b>	2300LM
<b>Kelvin</b>	3000K
<b>EEC</b>	E
<b>SC</b>	





1



1

## NALAM

nature/beige  
metal/wood

<b>Art. No.</b>	51266/09
<b>Measurements</b>	<p>↓ 1.655mm ↔ -</p> <p>↔ - Ø 450mm</p>
<b>Bulb</b>	D45, E14
<b>Watt</b>	5 x 40W
<b>Lumen</b>	-
<b>Kelvin</b>	-
<b>EEC</b>	-
<b>SC</b>	

1

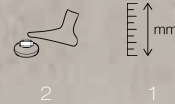


1


## NALAM

nature/beige  
metal/wood

<b>Art. No.</b>	51265/09
<b>Measurements</b>	<p>↓ 1.675mm ↔ 1.000mm</p> <p>↔ 250mm ∅ -</p>
<b>Bulb</b>	D45, E14
<b>Watt</b>	3 x 40W
<b>Lumen</b>	-
<b>Kelvin</b>	-
<b>EEC</b>	-
<b>SC</b>	



1



2



## 1 JUNE

white  
cardboard/metal

<b>Art. No.</b>	98999/05
<b>Measurements</b>	$\updownarrow$ 1.510mm $\leftrightarrow$ - $\leftrightarrow$ - $\varnothing$ 440mm
<b>Bulb</b>	LED, E27
<b>Watt</b>	1 x 20W
<b>Lumen</b>	-
<b>Kelvin</b>	-
<b>EEC</b>	-
<b>SC</b>	

## 2 JUNE

white  
cardboard/metal

<b>Art. No.</b>	98998/05
<b>Measurements</b>	$\updownarrow$ 1.100mm $\leftrightarrow$ - $\leftrightarrow$ - $\varnothing$ 330mm
<b>Bulb</b>	LED, E27
<b>Watt</b>	1 x 20W
<b>Lumen</b>	-
<b>Kelvin</b>	-
<b>EEC</b>	-
<b>SC</b>	



1-2

1-2



1

## WALLACE

dark coffee  
metal/glass

<b>Art. No.</b>	99865/23
<b>Measurements</b>	↓ 1.200mm ↔ 850mm ↔ 180mm ∅ -
<b>Bulb</b>	A60, E27
<b>Watt</b>	3 x 40W
<b>Lumen</b>	-
<b>Kelvin</b>	-
<b>EEC</b>	-
<b>SC</b>	

2

## WALLACE

dark coffee  
metal/glass

<b>Art. No.</b>	99864/23
<b>Measurements</b>	↓ 1.200mm ↔ - ↔ - ∅ 180mm
<b>Bulb</b>	A60, E27
<b>Watt</b>	1 x 40W
<b>Lumen</b>	-
<b>Kelvin</b>	-
<b>EEC</b>	-
<b>SC</b>	



1



1

## RELAX

bronze/chrome  
metal/glass

<b>Art. No.</b>	61176/53
<b>Measurements</b>	↓ 1.210mm ↔ 800mm ↔ 195mm ∅ -
<b>Bulb</b>	A60, E27
<b>Watt</b>	3 x 60W
<b>Lumen</b>	-
<b>Kelvin</b>	-
<b>EEC</b>	-
<b>SC</b>	-


**1**  
**RELAX**

 bronze/chrome  
 metal/glass

<b>Art. No.</b>	61190/53
<b>Measurements</b>	↓ 1.220mm ↔ - ↔ - Ø 400mm
<b>Bulb</b>	A60, E27
<b>Watt</b>	2 x 30W
<b>Lumen</b>	-
<b>Kelvin</b>	-
<b>EEC</b>	-
<b>SC</b>	

**2**  
**RELAX**

 bronze/chrome  
 metal/glass

<b>Art. No.</b>	61171/53
<b>Measurements</b>	↓ 1.300mm ↔ - ↔ - Ø 285mm
<b>Bulb</b>	A60, E27
<b>Watt</b>	1 x 60W
<b>Lumen</b>	-
<b>Kelvin</b>	-
<b>EEC</b>	-
<b>SC</b>	

**3**  
**RELAX**

 bronze/chrome  
 metal/glass

<b>Art. No.</b>	61170/53
<b>Measurements</b>	↓ 1.260mm ↔ - ↔ - Ø 195mm
<b>Bulb</b>	A60, E27
<b>Watt</b>	1 x 60W
<b>Lumen</b>	-
<b>Kelvin</b>	-
<b>EEC</b>	-
<b>SC</b>	





2



2



1

## RELAX

bronze/chrome  
metal/glass

<b>Art. No.</b>	61180/53
<b>Measurements</b>	↓ 260mm ↔ - ↔ - ∅ 500mm
<b>Bulb</b>	A60, E27
<b>Watt</b>	2 x 30W
<b>Lumen</b>	-
<b>Kelvin</b>	-
<b>EEC</b>	-
<b>SC</b>	

2

## RELAX

bronze/chrome  
metal/glass

<b>Art. No.</b>	61111/53
<b>Measurements</b>	↓ 295mm ↔ 160mm ↔ 175mm ∅ -
<b>Bulb</b>	QT14, G9
<b>Watt</b>	1 x 33W
<b>Lumen</b>	-
<b>Kelvin</b>	-
<b>EEC</b>	-
<b>SC</b>	



1

## RELAX

bronze/chrome  
metal/glass

<b>Art. No.</b>	61149/53
<b>Measurements</b>	↓ 390mm ↔ - ↔ - ∅ 260mm
<b>Bulb</b>	QT14, G9
<b>Watt</b>	1 x 25W
<b>Lumen</b>	-
<b>Kelvin</b>	-
<b>EEC</b>	-
<b>SC</b>	

2

## RELAX

bronze/chrome  
metal/glass

<b>Art. No.</b>	61158/53
<b>Measurements</b>	↓ 1.620mm ↔ - ↔ - ∅ 425mm
<b>Bulb</b>	D45, E27
<b>Watt</b>	2 x 30W
<b>Lumen</b>	-
<b>Kelvin</b>	-
<b>EEC</b>	-
<b>SC</b>	



1-2



1

## RELAX

chrome/white  
metal/glass

<b>Art. No.</b>	61176/15
<b>Measurements</b>	↓ 1.210mm ↔ 850mm ↔ 195mm ∅ -
<b>Bulb</b>	A60, E27
<b>Watt</b>	3 x 60W
<b>Lumen</b>	-
<b>Kelvin</b>	-
<b>EEC</b>	-
<b>SC</b>	

2

## RELAX

chrome/white  
metal/glass

<b>Art. No.</b>	61170/15
<b>Measurements</b>	↓ 1.260mm ↔ - ↔ - ∅ 195mm
<b>Bulb</b>	A60, E27
<b>Watt</b>	1 x 60W
<b>Lumen</b>	-
<b>Kelvin</b>	-
<b>EEC</b>	-
<b>SC</b>	

1



1

## RELAX

chrome/white  
metal/glass

<b>Art. No.</b>	61180/15
<b>Measurements</b>	↓ 260mm ↔ - ↔ - Ø 500mm
<b>Bulb</b>	A60, E27
<b>Watt</b>	2 x 30W
<b>Lumen</b>	-
<b>Kelvin</b>	-
<b>EEC</b>	-
<b>SC</b>	-



1

## WATERLILLY

 grey/beige  
 metal/textile/water hyacinth

<b>Art. No.</b>	99827/22
<b>Measurements</b>	$\updownarrow$ 1.200mm $\leftrightarrow$ 1.100mm $\rightarrow$ 250mm $\emptyset$ -
<b>Bulb</b>	A60, E27
<b>Watt</b>	3 x 60W
<b>Lumen</b>	-
<b>Kelvin</b>	-
<b>EEC</b>	-
<b>SC</b>	

2

## WATERLILLY

 grey/beige  
 textile/water hyacinth/metal

<b>Art. No.</b>	99826/22
<b>Measurements</b>	$\updownarrow$ 1.400mm $\leftrightarrow$ - $\rightarrow$ - $\emptyset$ 350mm
<b>Bulb</b>	A60, E27
<b>Watt</b>	1 x 60W
<b>Lumen</b>	-
<b>Kelvin</b>	-
<b>EEC</b>	-
<b>SC</b>	





3



2



1

## WATERLILLY

grey/beige  
textile/water hyacinth/metal

<b>Art. No.</b>	99828/22
<b>Measurements</b>	↓ 350mm ↔ - ↔ - ∅ 350mm
<b>Bulb</b>	A60, E27
<b>Watt</b>	2 x 60W
<b>Lumen</b>	-
<b>Kelvin</b>	-
<b>EEC</b>	-
<b>SC</b>	

2

## WATERLILLY

grey/beige  
textile/water hyacinth/metal

<b>Art. No.</b>	94551/22
<b>Measurements</b>	↓ 430mm ↔ - ↔ - ∅ 250mm
<b>Bulb</b>	A60, E27
<b>Watt</b>	1 x 60W
<b>Lumen</b>	-
<b>Kelvin</b>	-
<b>EEC</b>	-
<b>SC</b>	

3

## WATERLILLY

grey/beige  
metal/textile/water hyacinth

<b>Art. No.</b>	94552/22
<b>Measurements</b>	↓ 1.600mm ↔ - ↔ - ∅ 350mm
<b>Bulb</b>	A60, E27
<b>Watt</b>	1 x 60W
<b>Lumen</b>	-
<b>Kelvin</b>	-
<b>EEC</b>	-
<b>SC</b>	



1-2



1

### WATERLILLY

black/nature/white  
metal/textile/water hyacinth

<b>Art. No.</b>	99827/09
<b>Measurements</b>	↓ 1.200mm ↔ 1.100mm ↔ 250mm ∅ -
<b>Bulb</b>	A60, E27
<b>Watt</b>	3 x 60W
<b>Lumen</b>	-
<b>Kelvin</b>	-
<b>EEC</b>	-
<b>SC</b>	

2

### WATERLILLY

black/nature/white  
textile/water hyacinth/metal

<b>Art. No.</b>	99826/09
<b>Measurements</b>	↓ 1.400mm ↔ - ↔ - ∅ 350mm
<b>Bulb</b>	A60, E27
<b>Watt</b>	1 x 60W
<b>Lumen</b>	-
<b>Kelvin</b>	-
<b>EEC</b>	-
<b>SC</b>	





1



1

## WATERLILLY

natural/white

textile/water hyacinth/metal

<b>Art. No.</b>	99828/09
<b>Measurements</b>	↓ 350mm ↔ - ↔ - ∅ 350mm
<b>Bulb</b>	A60, E27
<b>Watt</b>	2 x 60W
<b>Lumen</b>	-
<b>Kelvin</b>	-
<b>EEC</b>	-
<b>SC</b>	



1  
**WATERLILLY**

black/nature/white  
textile/water hyacinth/metal

<b>Art. No.</b>	94551/09
<b>Measurements</b>	↓ 430mm ↔ - ↔ - ∅ 250mm
<b>Bulb</b>	A60, E27
<b>Watt</b>	1 x 60W
<b>Lumen</b>	-
<b>Kelvin</b>	-
<b>EEC</b>	-
<b>SC</b>	

2  
**WATERLILLY**

black/nature/white  
metal/textile/water hyacinth

<b>Art. No.</b>	94552/09
<b>Measurements</b>	↓ 1.600mm ↔ - ↔ - ∅ 350mm
<b>Bulb</b>	A60, E27
<b>Watt</b>	1 x 60W
<b>Lumen</b>	-
<b>Kelvin</b>	-
<b>EEC</b>	-
<b>SC</b>	



1-2

1



2



1

## DAENY

green/white  
glass/metal

<b>Art. No.</b>	99003/84
<b>Measurements</b>	↓ 270mm ↔ - ↔ - ∅ 200mm
<b>Bulb</b>	A60, E27
<b>Watt</b>	1 x 25W
<b>Lumen</b>	-
<b>Kelvin</b>	-
<b>EEC</b>	-
<b>SC</b>	

2

## DAENY

taupe/white  
glass/metal

<b>Art. No.</b>	99003/20
<b>Measurements</b>	↓ 270mm ↔ - ↔ - ∅ 200mm
<b>Bulb</b>	A60, E27
<b>Watt</b>	1 x 25W
<b>Lumen</b>	-
<b>Kelvin</b>	-
<b>EEC</b>	-
<b>SC</b>	



1-2

1



2



1

**DAENY**beige/white  
glass/metal

<b>Art. No.</b>	99003/09
<b>Measurements</b>	↓ 270mm ↔ - ↔ - ∅ 200mm
<b>Bulb</b>	A60, E27
<b>Watt</b>	1 x 25W
<b>Lumen</b>	-
<b>Kelvin</b>	-
<b>EEC</b>	-
<b>SC</b>	

2

**DAENY**blue/white  
glass/metal

<b>Art. No.</b>	99003/03
<b>Measurements</b>	↓ 270mm ↔ - ↔ - ∅ 200mm
<b>Bulb</b>	A60, E27
<b>Watt</b>	1 x 25W
<b>Lumen</b>	-
<b>Kelvin</b>	-
<b>EEC</b>	-
<b>SC</b>	



LED ✓

3

1-2

1-2



1

**PESSO**black  
metal/plastic

<b>Art. No.</b>	G60175/06
<b>Measurements</b>	↓ 450mm ↔ 226mm ↔ 160mm ∅ -
<b>Bulb</b>	LED integr.
<b>Watt</b>	4W
<b>Lumen</b>	380LM
<b>Kelvin</b>	3000K
<b>EEC</b>	F
<b>SC</b>	

2

**PESSO**black  
metal/plastic

<b>Art. No.</b>	G60176/06
<b>Measurements</b>	↓ 1.350mm ↔ 246mm ↔ - ∅ 200mm
<b>Bulb</b>	LED integr.
<b>Watt</b>	6W
<b>Lumen</b>	600LM
<b>Kelvin</b>	3000K
<b>EEC</b>	E
<b>SC</b>	

LED ✓



CCT



1-2



1-2



# 1 OFFICEHERO

black  
aluminium/plastic

Art. No.	G98941/06
Measurements	↓ 400mm ↔ 518mm ↔ 187mm ∅ -
Bulb	LED integr.
Watt	10W
Lumen	1000LM
Kelvin	3000-6500K
EEC	D
SC	

# 2 OFFICEHERO

grey  
aluminium/plastic

Art. No.	G98941/22
Measurements	↓ 400mm ↔ 518mm ↔ 187mm ∅ -
Bulb	LED integr.
Watt	10W
Lumen	1000LM
Kelvin	3000-6500K
EEC	D
SC	





USB-C

1-2

LED ✓

1-2



CCT

1-2



mm

1-2



P 44

1-2



Hand

1-2

1



2



1

## XAANA

light copper  
metal

<b>Art. No.</b>	G40939/29
<b>Measurements</b>	↑↓ 370mm ↔ - ↔ - ∅ 110mm
<b>Bulb</b>	LED integr.
<b>Watt</b>	4W
<b>Lumen</b>	300LM
<b>Kelvin</b>	3000-6500K
<b>EEC</b>	F
<b>SC</b>	

2

## XAANA

brushed brass  
metal

<b>Art. No.</b>	G40939/18
<b>Measurements</b>	↑↓ 370mm ↔ - ↔ - ∅ 110mm
<b>Bulb</b>	LED integr.
<b>Watt</b>	4W
<b>Lumen</b>	300LM
<b>Kelvin</b>	3000-6500K
<b>EEC</b>	F
<b>SC</b>	



USB-C

1-2

LED ✓

1-2



CCT

1-2



mm

1-2



P 44

1-2



Hand

1-2



1

## XAANA

satin nickel/brushed alu  
metal

<b>Art. No.</b>	G40939/68
<b>Measurements</b>	↑↓ 370mm ↔ - ↔ - ∅ 110mm
<b>Bulb</b>	LED integr.
<b>Watt</b>	4W
<b>Lumen</b>	300LM
<b>Kelvin</b>	3000-6500K
<b>EEC</b>	F
<b>SC</b>	

2

## XAANA

black pearl  
metal

<b>Art. No.</b>	G40939/76
<b>Measurements</b>	↑↓ 370mm ↔ - ↔ - ∅ 110mm
<b>Bulb</b>	LED integr.
<b>Watt</b>	4W
<b>Lumen</b>	300LM
<b>Kelvin</b>	3000-6500K
<b>EEC</b>	F
<b>SC</b>	



USB-C

1-3

LED ✓

1-3



mm

1-3



IP 44

1-3



3

1-3



1  
**KAAMI**  
black matt  
metal/plastic

<b>Art. No.</b>	G90939/76
<b>Measurements</b>	↓ 370mm ↔ - ↔ - Ø 100mm
<b>Bulb</b>	LED integr.
<b>Watt</b>	2W
<b>Lumen</b>	310LM
<b>Kelvin</b>	3000K
<b>EEC</b>	D
<b>SC</b>	

2  
**KAAMI**  
grey matt  
metal/plastic

<b>Art. No.</b>	G90939/22
<b>Measurements</b>	↓ 370mm ↔ - ↔ - Ø 100mm
<b>Bulb</b>	LED integr.
<b>Watt</b>	2W
<b>Lumen</b>	310LM
<b>Kelvin</b>	3000K
<b>EEC</b>	D
<b>SC</b>	

3  
**KAAMI**  
white matt  
metal/plastic

<b>Art. No.</b>	G90939/75
<b>Measurements</b>	↓ 370mm ↔ - ↔ - Ø 100mm
<b>Bulb</b>	LED integr.
<b>Watt</b>	2W
<b>Lumen</b>	310LM
<b>Kelvin</b>	3000K
<b>EEC</b>	D
<b>SC</b>	



USB-C

1-3

LED ✓

1-3



mm

1-3



IP 44

1-3



3

1-3



1  
**KAAMI**  
cappuccino matt  
metal/plastic

<b>Art. No.</b>	G90939/18
<b>Measurements</b>	↑↓ 370mm ↔ - ↔ - Ø 100mm
<b>Bulb</b>	LED integr.
<b>Watt</b>	2W
<b>Lumen</b>	310LM
<b>Kelvin</b>	3000K
<b>EEC</b>	D
<b>SC</b>	

2  
**KAAMI**  
nordic blue matt  
metal/plastic

<b>Art. No.</b>	G90939/04
<b>Measurements</b>	↑↓ 370mm ↔ - ↔ - Ø 100mm
<b>Bulb</b>	LED integr.
<b>Watt</b>	2W
<b>Lumen</b>	310LM
<b>Kelvin</b>	3000K
<b>EEC</b>	D
<b>SC</b>	

3  
**KAAMI**  
orange matt  
metal/plastic

<b>Art. No.</b>	G90939/77
<b>Measurements</b>	↑↓ 370mm ↔ - ↔ - Ø 100mm
<b>Bulb</b>	LED integr.
<b>Watt</b>	2W
<b>Lumen</b>	310LM
<b>Kelvin</b>	3000K
<b>EEC</b>	D
<b>SC</b>	



USB-C

1-3

LED ✓

1-3



mm

1-3



IP 44

1-3



3

1-3



1  
**KAAMI**  
gold matt  
metal/plastic

<b>Art. No.</b>	G90939/16
<b>Measurements</b>	↓ 370mm ↔ - ↔ - Ø 100mm
<b>Bulb</b>	LED integr.
<b>Watt</b>	2W
<b>Lumen</b>	310LM
<b>Kelvin</b>	3000K
<b>EEC</b>	D
<b>SC</b>	

2  
**KAAMI**  
beige  
metal/plastic

<b>Art. No.</b>	G90939/09
<b>Measurements</b>	↓ 370mm ↔ - ↔ - Ø 100mm
<b>Bulb</b>	LED integr.
<b>Watt</b>	2W
<b>Lumen</b>	310LM
<b>Kelvin</b>	3000K
<b>EEC</b>	D
<b>SC</b>	

3  
**KAAMI**  
ice berg green  
metal/plastic

<b>Art. No.</b>	G90939/84
<b>Measurements</b>	↓ 370mm ↔ - ↔ - Ø 100mm
<b>Bulb</b>	LED integr.
<b>Watt</b>	2W
<b>Lumen</b>	310LM
<b>Kelvin</b>	3000K
<b>EEC</b>	D
<b>SC</b>	





# Brilliant

**Brilliant AG**

Brillantstr. 1 · D-27442 Gnarrenburg

Tel.: +49 (0) 47 63 89 0 · Fax: +49 (0) 47 63 89 171

[www.brilliant-ag.com](http://www.brilliant-ag.com)